



Stained Glass

EASY To: PAINT
CUT & FIT to SIZE



STG-12A

Series 1



STG-12B




STG-12C

Series 2



STG2-12C



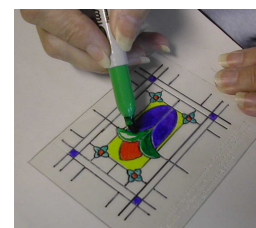

STG2-12B



STG2-12A

Series 1 panels fit your custom window and door openings,
Series 2 panels fit most standard window and door openings.

They can also be framed and hung in front of a window.
Simple to cut with a sharp knife or scissors. Easy to colour
using transparent or opaque acrylic paints or permanent
color markers. Experiment on the excess side first.



Fill in the
grooved side of
lines(for led)with
a permanent fine
tip marker by
following grooves.

Flip panel over
and color other
side with paint
or markers.
Now cut to size
and secure in
opening or frame.

